



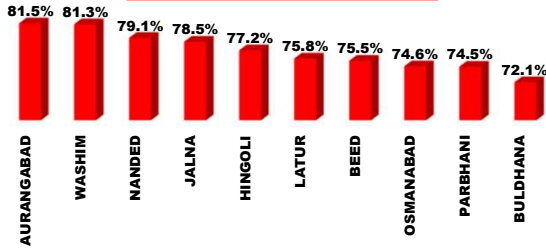
महाआवास अभियान २०२३-२४

दैनिक प्रगती अहवाल : १५.१२.२०२३

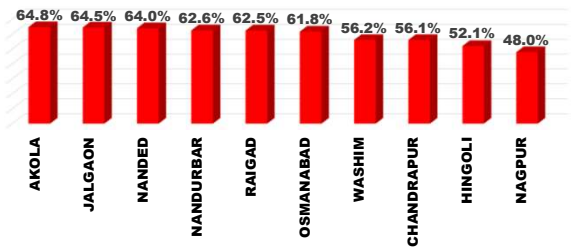
प्रधानमंत्री आवास योजना ग्रामीण – मंजूरी, पूर्ण घरकुले, हप्ते वितरण, भूमिहीन, आर्थिकदृष्ट्या अपूर्ण
राज्य पुरस्कृत ग्रामीण आवास योजना – मंजूरी, पूर्ण घरकुले, हप्ते वितरण, आर्थिकदृष्ट्या अपूर्ण

योजना	एकूण मंजूरी	दैनिक मंजूरी	एकूण पूर्ण	दैनिक पूर्ण घरकुले	दैनिक पहिला हप्ता वितरीत	दैनिक दुसरा हप्ता वितरीत	दैनिक तिसरा हप्ता वितरीत
प्रधानमंत्री आवास योजना ग्रामीण	१३८०१५७	०	१२०२०४२	१६६	७७	३३८	५७४
राज्य योजना	६६८४६९	२४५२	४६२६०७	२५१	८८	५५	९७
एकूण	२०४८६२६	२४५२	१६६४६४९	४१७	१६५	३९३	६७१

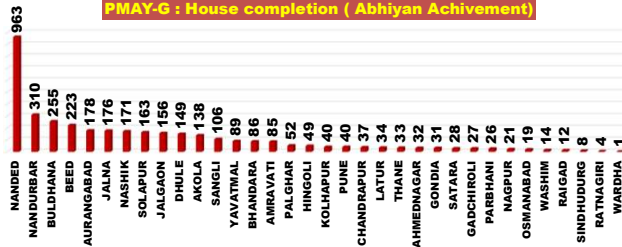
PMAY-G Completion Bottom 10 Dist.



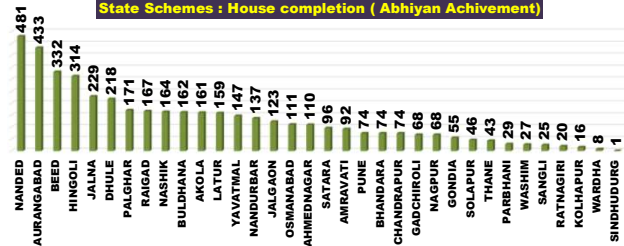
State Schemes Completion Bottom 10 Dist.



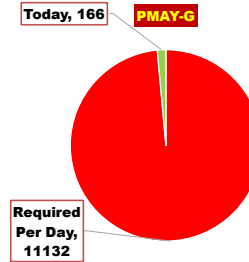
PMAY-G : House completion (Abhiyan Achievement)



State Schemes : House completion (Abhiyan Achievement)



Abhiyan Progress



राज्य व्यवस्थापन कक्ष- ग्रामीण गृहनिर्माण


४ था मजला, दक्षिण कक्ष, सिडको भवन, सीबीडी बेलगापुर, नवी मुंबई - ४०० ६१४.

प्रधानमंत्री आवास योजना - ग्रामीण : भूमिहीन लाभार्थी अहवाल

Sr. No.	District	Google Sheet Report			AwaasSoft Report			
		Total Landless	Provided land	Remaining	Landless beneficiaries tagged in AwaasSoft	Landless beneficiaries provided land	Remaining Landless	Remaining Tag (provided land)
1	DHULE	18	18	0	21	21	0	-3
2	GADCHIROLI	9	9	0	9	9	0	0
3	GONDIA	2450	2450	0	2452	2324	128	126
4	KOLHAPUR	257	257	0	244	228	16	29
5	NANDURBAR	0	0	0	0	0	0	0
6	PALGHAR	11	11	0	11	11	0	0
7	RAIGAD	6	6	0	6	6	0	0
8	RATNAGIRI	23	23	0	23	23	0	0
9	SINDHUDURG	420	420	0	414	414	0	6
10	THANE	90	81	9	95	60	35	21
11	SATARA	787	770	17	789	708	81	62
12	NANDED	354	322	32	360	263	97	59
13	SANGLI	281	210	71	275	133	142	77
14	BEED	212	125	87	347	66	281	59
15	WARDHA	2070	1918	152	2198	1911	287	7
16	NASHIK	1680	1513	167	1708	1458	250	55
17	PARBHANI	307	63	244	280	77	203	-14
18	AKOLA	5842	5563	279	5753	5453	300	110
19	JALGAON	21509	21162	347	22195	20597	1598	565
20	PUNE	2056	1681	375	2046	866	1180	815
21	BHANDARA	4811	4423	388	4810	4505	305	-82
22	CHANDRAPUR	2375	1946	429	2262	1794	468	152
23	NAGPUR	4354	3877	477	4327	3572	755	305
24	WASHIM	2448	1845	603	2479	1477	1002	368
25	YAVATMAL	2787	2066	721	2844	2039	805	27
26	HINGOLI	1713	796	917	1680	466	1214	330
27	JALNA	1359	406	953	1373	85	1288	321
28	LATUR	2178	1194	984	2126	808	1318	386
29	OSMANABAD	2085	1074	1011	2062	102	1960	972
30	SOLAPUR	5563	4213	1350	4949	3871	1078	342
31	AURANGABAD	3266	1700	1566	3155	1805	1350	-105
32	AHMEDNAGAR	7459	5269	2190	7578	5126	2452	143
33	BULDHANA	15147	9691	5456	15476	9718	5758	-27
34	AMRAVATI	19873	13962	5911	19812	13611	6201	351
	Total	113800	89064	24736	114159	83607	30552	5688

प्रधानमंत्री आवास योजना ग्रामीण - पूर्ण घरकूले

Sr. No.	Division	Sanction	14.12.2023	15.12.2023	Daily Achivement	Remaining	Completed & verified	Remaining verified
1	AURANGABAD DIV.	233599	181740	181792	52	51807	175209	6583
2	AMRAVATI DIV.	264918	219730	219775	45	45143	213084	6691
3	NASHIK DIV.	409714	369010	369052	42	40662	351730	17322
4	KONKAN DIV.	69303	66268	66280	12	3023	64994	1286
5	PUNE DIV.	115986	100859	100869	10	15117	97779	3090
6	NAGPUR DIV.	286637	264269	264274	5	22363	257322	6952
Total		1380157	1201876	1202042	166	178115	1160118	41924



प्रधानमंत्री आवास योजना ग्रामीण - पूर्ण घरकूले

Sr. No.	District	Sanction	14.12.2023	15.12.2023	Daily Achivement	Remaining	Completed & verified	Remaining verified
1	DHULE	64625	57903	57928	25	6697	54769	3159
2	AKOLA	46642	41442	41465	23	5177	40784	681
3	BEED	34638	26127	26148	21	8490	24873	1275
4	BULDHANA	44300	31906	31920	14	12380	30678	1242
5	NANDURBAR	118407	108393	108405	12	10002	99454	8951
6	NANDED	68394	54117	54128	11	14266	52805	1323
7	AURANGABAD	36139	29428	29438	10	6701	28119	1319
8	JALNA	23958	18804	18813	9	5145	18122	691
9	PALGHAR	35171	33558	33566	8	1605	32856	710
10	PUNE	19136	16144	16151	7	2985	15220	931
11	YAVATMAL	63189	53873	53878	5	9311	51248	2630
12	GONDIA	95715	92007	92011	4	3704	91464	547
13	AHMEDNAGAR	60175	54890	54893	3	5282	54171	722
14	AMRAVATI	91902	77153	77156	3	14746	75457	1699
15	NASHIK	89276	83232	83234	2	6042	80408	2826
16	SATARA	14344	13583	13585	2	759	13266	319
17	SINDHUDURG	5063	4935	4937	2	126	4892	45
18	LATUR	20160	15288	15289	1	4871	14965	324
19	NAGPUR	36085	32626	32627	1	3458	31656	971
20	RAIGAD	9770	9363	9364	1	406	9215	149
21	SOLAPUR	44906	38157	38158	1	6748	37103	1055
22	THANE	9548	8998	8999	1	549	8768	231
23	BHANDARA	63543	57513	57513	0	6030	55369	2144
24	CHANDRAPUR	42066	37220	37220	0	4846	36409	811
25	GADCHIROLI	31576	28893	28893	0	2683	26847	2046
26	HINGOLI	17855	13776	13776	0	4079	13424	352
27	JALGAON	77231	64592	64592	0	12639	62928	1664
28	KOLHAPUR	16950	14964	14964	0	1986	14734	230
29	OSMANABAD	13736	10248	10248	0	3488	9327	921
30	PARBHANI	18719	13952	13952	0	4767	13574	378
31	RATNAGIRI	9751	9414	9414	0	337	9263	151
32	SANGLI	20650	18011	18011	0	2639	17456	555
33	WARDHA	17652	16010	16010	0	1642	15577	433
34	WASHIM	18885	15356	15356	0	3529	14917	439
Total		1380157	1201876	1202042	166	178115	1160118	41924

राज्यपुरस्कृत आवास योजना ग्रामीण - मंजूरी

Sr. No.	Division	Target	14.12.2023	15.12.2023	Daily Achivement	Sanction %	Remaining	Sanction State Rank
1	AMRAVATI DIV.	238876	115511	116577	1066	48.8%	122299	4
2	NAGPUR DIV.	218681	124030	124586	556	57.0%	94095	3
3	NASHIK DIV.	260634	135633	136147	514	52.2%	124487	5
4	AURANGABAD DIV.	352749	185872	186032	160	52.7%	166717	6
5	KONKAN DIV.	57796	36056	36208	152	62.6%	21588	1
6	PUNE DIV.	97714	68921	68919	4	70.5%	28795	2
Total		1226450	666023	668469	2452	54.5%	557981	

Sr. No.	District	Target	14.12.2023	15.12.2023	Daily Achivement	Sanction %	Remaining	Sanction State Rank
1	AMRAVATI	50420	23592	24212	620	48.0%	26208	27
2	WASHIM	28321	14900	15300	400	54.0%	13021	14
3	JALGAON	63948	30032	30391	359	47.5%	33557	31
4	GADCHIROLI	27157	17398	17568	170	64.7%	9589	13
5	SINDHUDURG	3575	2110	2262	152	63.3%	1313	2
6	NAGPUR	40038	20678	20815	137	52.0%	19223	22
7	GONDIA	33141	15292	15409	117	46.5%	17732	19
8	CHANDRAPUR	65429	38453	38565	112	58.9%	26864	28
9	AHMEDNAGAR	44294	40426	40523	97	91.5%	3771	4
10	LATUR	42065	27208	27299	91	64.9%	14766	15
11	NANDED	58008	23481	23548	67	40.6%	34460	32
12	NANDURBAR	54296	18475	18533	58	34.1%	35763	33
13	YAVATMAL	71979	32383	32419	36	45.0%	39560	34
14	WARDHA	19672	14569	14588	19	74.2%	5084	10
15	BULDHANA	46022	21120	21129	9	45.9%	24893	26
16	SATARA	13309	12106	12110	4	91.0%	1199	1
17	OSMANABAD	26451	18996	18998	2	71.8%	7453	12
18	AKOLA	42134	23516	23517	1	55.8%	18617	21
19	BHANDARA	33244	17640	17641	1	53.1%	15603	16
20	AURANGABAD	42766	25650	25650	0	60.0%	17116	18
21	BEED	49098	26185	26185	0	53.3%	22913	24
22	DHULE	41185	20404	20404	0	49.5%	20781	23
23	HINGOLI	42152	24041	24041	0	57.0%	18111	20
24	JALNA	49553	21299	21299	0	43.0%	28254	29
25	KOLHAPUR	18861	14985	14985	0	79.4%	3876	6
26	NASHIK	56911	26296	26296	0	46.2%	30615	30
27	PALGHAR	16531	11748	11748	0	71.1%	4783	8
28	PARBHANI	42656	19012	19012	0	44.6%	23644	25
29	PUNE	18857	14242	14242	0	75.5%	4615	7
30	RAIGAD	13025	9234	9234	0	70.9%	3791	5
31	RATNAGIRI	13553	6735	6735	0	49.7%	6818	11
32	SANGLI	12090	9082	9082	0	75.1%	3008	3
33	THANE	11112	6229	6229	0	56.1%	4883	9
34	SOLAPUR	34597	18506	18500	-6	53.5%	16097	17
Total		1226450	666023	668469	2452	54.5%	557981	

राज्यपुरस्कृत आवास योजना ग्रामीण - प्रलंबीत मंजूरी

Sr. No.	Division	रमाई आवास योजना	शबरी आवास योजना	आदीम आवास योजना	पारधी आवास योजना	य.च.मु.व योजना	पुण्यश्लोक अहिल्यादेवी होळकर धरकूल योजना	मोदी आवास
1	KONKAN DIV.	1425	7149	25	3	22	0	12964
2	PUNE DIV.	8421	2582	4	55	20	60	17653
3	NAGPUR DIV.	22394	17756	81	2	1170	16	47474
4	AMRAVATI DIV.	26776	18068	117	9	627	9	52676
5	NASHIK DIV.	18682	58220	61	17	8	25	76693
6	AURANGABAD DIV.	59392	25573	238	26	2125	861	78502
	Total	137090	129348	526	112	3972	971	285962

Sr. No.	District	रमाई आवास योजना	शबरी आवास योजना	आदीम आवास योजना	पारधी आवास योजना	य.च.मु.व योजना	पुण्यश्लोक अहिल्यादेवी होळकर धरकूल योजना	मोदी आवास
1	SATARA	0	0	0	0	0	0	324
2	SINDHUDURG	127	14	16	0	0	0	458
3	SANGLI	1008	30	0	12	0	0	1156
4	AHMEDNAGAR	1059	2388	0	0	0	0	1199
5	RAIGAD	523	810	0	2	0	0	1446
6	KOLHAPUR	1750	35	0	0	0	60	1958
7	PUNE	854	2277	4	14	20	0	2031
8	PALGHAR	99	4223	3	0	0	0	2274
9	THANE	321	2018	6	0	0	0	2456
10	WARDHA	66	51	2	0	0	0	2538
11	RATNAGIRI	355	84	0	1	22	0	2876
12	OSMANABAD	3550	180	0	0	1449	0	3354
13	GADCHIROLI	1075	2717	26	0	0	0	4965
14	WASHIM	1992	911	0	0	0	2	5771
15	LATUR	7081	932	0	4	6	833	5812
16	BHANDARA	3063	1444	0	0	62	1	5910
17	SOLAPUR	4809	240	0	29	0	0	6356
18	AURANGABAD	7186	4112	0	6	0	0	6747
19	GONDIA	2809	908	0	0	0	15	6981
20	HINGOLI	6767	7990	0	0	0	0	7353
21	AKOLA	8714	2549	0	1	0	0	8496
22	NAGPUR	10336	2136	0	0	4	0	9709
23	DHULE	3859	7205	0	0	8	0	10116
24	BEED	5568	1298	0	6	0	0	10160
25	PARBHANI	7687	2141	0	0	196	24	11019
26	BULDHANA	5765	2066	0	0	0	7	11033
27	AMRAVATI	4549	7979	0	7	115	0	13558
28	CHANDRAPUR	5045	10500	53	2	1104	0	13596
29	JALNA	16961	2317	0	2	474	4	14000
30	NASHIK	10404	13163	61	6	0	0	16041
31	JALGAON	2405	3542	0	1	0	25	17055
32	NANDED	4592	6603	238	8	0	0	23019
33	NANDURBAR	955	31922	0	10	0	0	27584
34	YAVATMAL	5756	4563	117	1	512	0	28611
	Total	137090	129348	526	112	3972	971	285962

राज्यपुरस्कृत आवास योजना ग्रामीण - पूर्ण घरकूले

Sr. No.	Division	Sanction	14.12.2023	15.12.2023	Daily Achivement	Completion %	Remaining	To be Completed in Per Day till 31.03.24
1	AURANGABAD DIV.	186032	127515	127613	98	68.6%	58419	546
2	NASHIK DIV.	136147	96665	96719	54	71.0%	39428	368
3	AMRAVATI DIV.	116577	77177	77223	46	66.2%	39354	368
4	KONKAN DIV.	36208	27524	27546	22	76.1%	8662	81
5	NAGPUR DIV.	124586	78294	78314	20	62.9%	46272	432
6	PUNE DIV.	68919	55181	55192	11	80.1%	13727	128
	Total	668469	462356	462607	251	69.2%	205862	1924

Sr. No.	District	Sanction	14.12.2023	15.12.2023	Daily Achivement	Completion %	Remaining	To be Completed in Per Day till 31.03.24
1	AURANGABAD	25650	18769	18797	28	73.3%	6853	64
2	BEED	26185	18706	18733	27	71.5%	7452	70
3	DHULE	20404	14817	14844	27	72.8%	5560	52
4	AKOLA	23517	15213	15228	15	64.8%	8289	77
5	HINGOLI	24041	12505	12518	13	52.1%	11523	108
6	NANDURBAR	18533	11586	11599	13	62.6%	6934	65
7	RAIGAD	9234	5759	5772	13	62.5%	3462	32
8	YAVATMAL	32419	21036	21048	12	64.9%	11371	106
9	NAGPUR	20815	9977	9988	11	48.0%	10827	101
10	BULDHANA	21129	15874	15883	9	75.2%	5246	49
11	PALGHAR	11748	9011	9020	9	76.8%	2728	25
12	PUNE	14242	10706	10715	9	75.2%	3527	33
13	AMRAVATI	24212	16464	16472	8	68.0%	7740	72
14	NANDED	23548	15069	15077	8	64.0%	8471	79
15	JALNA	21299	14293	14300	7	67.1%	6999	65
16	LATUR	27299	21653	21660	7	79.3%	5639	53
17	OSMANABAD	18998	11728	11735	7	61.8%	7263	68
18	AHMEDNAGAR	40523	30647	30653	6	75.6%	9870	92
19	NASHIK	26296	20011	20017	6	76.1%	6279	59
20	GONDIA	15409	11409	11414	5	74.1%	3995	37
21	CHANDRAPUR	38565	21652	21654	2	56.1%	16911	158
22	GADCHIROLI	17568	12286	12288	2	69.9%	5280	49
23	JALGAON	30391	19604	19606	2	64.5%	10785	101
24	SATARA	12110	10127	10129	2	83.6%	1981	19
25	WASHIM	15300	8590	8592	2	56.2%	6708	63
26	PARBHANI	19012	14792	14793	1	77.8%	4219	39
27	BHANDARA	17641	13222	13222	0	75.0%	4419	41
28	KOLHAPUR	14985	11146	11146	0	74.4%	3839	36
29	RATNAGIRI	6735	6334	6334	0	94.0%	401	4
30	SANGLI	9082	7396	7396	0	81.4%	1686	16
31	SINDHUDURG	2262	2031	2031	0	89.8%	231	2
32	SOLAPUR	18500	15806	15806	0	85.4%	2694	25
33	THANE	6229	4389	4389	0	70.5%	1840	17
34	WARDHA	14588	9748	9748	0	66.8%	4840	45
	Total	668469	462356	462607	251	69.2%	205862	1924

राज्य योजना अपूर्ण घरकुले

Sr. No.	Division	रमाई आवास योजना	शबरी आवास योजना	आदीम आवास योजना	पारधी आवास योजना	व.च.मु.व योजना	पुण्यश्लोक अहिल्यादेवी होळकर घरकुल योजना	मोदी आवास
1	KONKAN DIV.	921	7239	336	0	2	12	152
2	PUNE DIV.	10618	1851	56	54	51	444	653
3	AMRAVATI DIV.	19183	11717	2033	183	1779	112	987
4	NASHIK DIV.	13127	19887	25	108	137	165	1920
5	NAGPUR DIV.	14809	23580	738	21	5184	20	4347
6	AURANGABAD DIV.	45241	9519	42	60	2254	316	5979
	Total	103899	73793	3230	426	9407	1069	14038

Sr. No.	District	रमाई आवास योजना	शबरी आवास योजना	आदीम आवास योजना	पारधी आवास योजना	व.च.मु.व योजना	पुण्यश्लोक अहिल्यादेवी होळकर घरकुल योजना	मोदी आवास
1	SINDHUDURG	79	0	0	0	0	0	0
2	RATNAGIRI	382	13	4	0	2	0	0
3	SANGLI	1676	7	0	3	0	0	0
4	THANE	216	1479	145	0	0	0	0
5	SATARA	1356	24	0	0	23	0	0
6	SOLAPUR	2610	66	0	7	11	0	0
7	PALGHAR	57	2599	72	0	0	0	0
8	RAIGAD	187	3148	115	0	0	12	0
9	PUNE	1610	1742	56	44	0	0	0
10	KOLHAPUR	3366	12	0	0	17	444	0
11	GONDIA	1629	1937	0	0	0	0	0
12	PARBHANI	2707	1050	0	0	236	226	0
13	BHANDARA	2196	1036	0	0	1167	20	0
14	WARDHA	1899	2698	242	1	0	0	0
15	BULDHANA	4031	1123	0	17	0	75	0
16	GADCHIROLI	1204	3042	257	0	0	0	0
17	DHULE	1949	3482	0	12	117	0	0
18	LATUR	5057	113	0	0	61	0	0
19	NASHIK	2242	3986	25	26	0	0	0
20	WASHIM	3169	1161	0	2	0	37	0
21	AURANGABAD	5716	1131	0	6	0	0	0
22	NANDURBAR	835	6099	0	0	0	0	75
23	JALNA	5010	166	0	5	1728	90	152
24	OSMANABAD	6838	155	0	41	229	0	408
25	BEED	7071	373	0	8	0	0	429
26	AMRAVATI	3638	3302	0	28	152	0	578
27	AKOLA	6300	1963	0	26	0	0	579
28	NANDED	7463	387	42	0	0	0	620
29	AHMEDNAGAR	3966	1837	0	15	20	0	714
30	JALGAON	4135	4483	0	55	0	165	777
31	NAGPUR	2505	8311	0	6	5	0	1388
32	YAVATMAL	2045	4168	2033	110	1627	0	1947
33	HINGOLI	5379	6144	0	0	0	0	2339
34	CHANDRAPUR	5376	6556	239	14	4012	0	4032
	Total	103899	73793	3230	426	9407	1069	14038

प्रधानमंत्री आवास योजना ग्रामीण - हप्ते वितरण

Sr. No.	Division	1st Installment (Daily Achivement)	1st Installment Remaining	2nd Installment (Daily Achivement)	2nd Installment Remaining	3rd Installment (Daily Achivement)	3rd Installment Remaining
1	NASHIK DIV.	10	3698	137	29433	272	16844
2	PUNE DIV.	11	1690	55	11204	86	4453
3	AURANGABAD DIV.	4	9668	57	37854	87	18784
4	AMRAVATI DIV.	36	14904	36	24354	65	10281
5	NAGPUR DIV.	14	2506	30	16581	38	7121
6	KONKAN DIV.	2	92	23	2283	26	1680
	Total	77	32558	338	121709	574	59163

Sr. No.	District	1st Installment (Daily Achivement)	1st Installment Remaining	2nd Installment (Daily Achivement)	2nd Installment Remaining	3rd Installment (Daily Achivement)	3rd Installment Remaining
1	NANDURBAR	8	240	86	6504	179	6437
2	SANGLI	0	74	26	1958	48	854
3	SOLAPUR	11	827	25	5086	28	1894
4	DHULE	1	156	25	5039	29	2952
5	NASHIK	1	348	22	4542	30	2637
6	OSMANABAD	0	1303	23	2253	30	2341
7	AMRAVATI	19	6303	15	7327	17	2178
8	BHANDARA	13	398	18	4534	18	1123
9	BULDHANA	10	6529	13	4253	25	2245
10	PALGHAR	2	18	19	1222	23	875
11	NANDED	0	867	15	14305	28	4962
12	JALGAON	0	669	1	10567	31	3116
13	YAVATMAL	0	839	8	6339	23	2944
14	CHANDRAPUR	1	410	9	3548	20	1405
15	AURANGABAD	3	1715	11	3970	10	1768
16	JALNA	0	1372	4	2714	11	2017
17	KOLHAPUR	0	136	4	1636	9	576
18	AKOLA	7	449	0	4100	0	1517
19	LATUR	0	1644	2	2866	5	1307
20	RAIGAD	-3	10	4	366	3	279
21	AHMEDNAGAR	0	2285	3	2781	3	1702
22	HINGOLI	1	1420	2	2292	0	1049
23	NAGPUR	0	711	3	2611	0	849
24	BEED	0	1072	0	5712	2	3556
25	PARBHANI	0	275	0	3742	1	1784
26	PUNE	0	621	0	2023	1	771
27	GADCHIROLI	0	159	0	1895	0	1544
28	GONDIA	0	591	0	2789	0	1665
29	RATNAGIRI	0	43	0	208	0	185
30	SATARA	0	32	0	501	0	358
31	THANE	0	13	0	386	0	249
32	WARDHA	0	237	0	1204	0	535
33	WASHIM	0	784	0	2335	0	1397
34	SINDHUDURG	-8	8	0	101	0	92
	Total	77	32558	338	121709	574	59163

राज्यपुरस्कृत आवास योजना ग्रामीण - हप्ते वितरण

Sr. No.	Division	1st Installment (Daily Achivement)	1st Installment Remaining	2nd Installment (Daily Achivement)	2nd Installment Remaining	3rd Installment (Daily Achivement)	3rd Installment Remaining
1	NASHIK DIV.	5	14933	25	12806	54	6037
2	KONKAN DIV.	50	995	4	4894	1	1502
3	NAGPUR DIV.	9	13760	7	24121	12	4446
4	PUNE DIV.	13	4405	3	5580	10	1866
5	AMRAVATI DIV.	2	10057	7	19345	15	5388
6	AURANGABAD DIV.	9	11872	9	30593	5	11990
	Total	88	56022	55	97339	97	31229

Sr. No.	District	1st Installment (Daily Achivement)	1st Installment Remaining	2nd Installment (Daily Achivement)	2nd Installment Remaining	3rd Installment (Daily Achivement)	3rd Installment Remaining
1	THANE	50	348	1	1129	0	178
2	DHULE	0	234	0	2262	29	1477
3	JALGAON	3	4681	5	3489	17	1435
4	NAGPUR	9	4696	2	5036	5	538
5	NANDURBAR	0	2716	12	2188	4	790
6	PUNE	13	745	0	1598	0	468
7	NASHIK	0	1447	8	2504	4	1131
8	CHANDRAPUR	0	2961	4	11339	6	1742
9	NANDED	1	2818	6	5011	2	1417
10	WASHIM	2	3797	5	2182	1	616
11	YAVATMAL	0	2079	2	6115	6	1652
12	AURANGABAD	7	1411	0	2788	0	1405
13	SOLAPUR	0	539	1	1200	5	521
14	BULDHANA	0	499	0	2081	5	980
15	JALNA	1	1085	3	3357	0	1555
16	RAIGAD	0	395	3	2168	1	628
17	SATARA	0	630	1	591	3	428
18	AKOLA	0	1698	0	5220	3	1114
19	SANGLI	0	694	1	557	2	219
20	AHMEDNAGAR	2	5855	0	2363	0	1204
21	BHANDARA	0	726	1	2365	1	416
22	LATUR	0	1177	0	2503	2	1376
23	PARBHANI	0	658	0	2609	1	940
24	AMRAVATI	0	1984	0	3747	0	1026
25	BEED	0	974	0	3271	0	2365
26	GADCHIROLI	0	1561	0	1891	0	969
27	GONDIA	0	1885	0	1184	0	499
28	HINGOLI	0	2233	0	6677	0	1742
29	KOLHAPUR	0	1797	0	1634	0	230
30	OSMANABAD	0	1516	0	4377	0	1190
31	PALGHAR	0	34	0	1420	0	615
32	RATNAGIRI	0	64	0	126	0	67
33	SINDHUDURG	0	154	0	51	0	14
34	WARDHA	0	1931	0	2306	0	282
	Total	88	56022	55	97339	97	31229

राज्य योजना: पहिला हप्ता प्रलंबीत

Sr. No.	Division	रमाई आवास योजना	शबरी आवास योजना	आदीम आवास योजना	पारधी आवास योजना	य.च.मु.व योजना	पुण्यश्लोक अहिल्यादेवी होळकर घरकुल योजना	मोदी आवास
1	KONKAN DIV.	125	696	22	0	0	0	152
2	PUNE DIV.	3050	523	7	15	6	151	653
3	AMRAVATI DIV.	3773	1380	132	18	372	35	5979
4	NASHIK DIV.	3044	5853	0	6	22	29	1920
5	NAGPUR DIV.	5035	6112	63	2	628	0	4347
6	AURANGABAD DIV.	8138	2026	13	21	538	149	987
	Total	23165	16590	237	62	1566	364	14038

Sr. No.	District	रमाई आवास योजना	शबरी आवास योजना	आदीम आवास योजना	पारधी आवास योजना	य.च.मु.व योजना	पुण्यश्लोक अहिल्यादेवी होळकर घरकुल योजना	मोदी आवास
1	PALGHAR	2	29	3	0	0	0	0
2	RATNAGIRI	63	1	0	0	0	0	0
3	SINDHUDURG	2	0	0	0	0	0	0
4	DHULE	40	173	0	0	21	0	0
5	THANE	22	315	11	0	0	0	0
6	RAIGAD	36	351	8	0	0	0	0
7	BULDHANA	229	270	0	0	0	0	0
8	SOLAPUR	528	7	0	1	3	0	0
9	SATARA	49	2	0	0	1	0	0
10	PARBHANI	157	232	0	0	122	147	0
11	SANGLI	690	4	0	0	0	0	0
12	BHANDARA	570	76	0	0	80	0	0
13	PUNE	140	509	7	14	0	0	0
14	BEED	852	116	0	6	0	0	0
15	JALNA	715	90	0	1	277	2	0
16	LATUR	719	15	0	0	35	0	0
17	AURANGABAD	1099	309	0	3	0	0	0
18	NASHIK	78	1369	0	0	0	0	0
19	OSMANABAD	1383	18	0	11	104	0	0
20	GADCHIROLI	138	629	17	0	0	0	0
21	AKOLA	1518	179	0	1	0	0	0
22	KOLHAPUR	1643	1	0	0	2	151	75
23	GONDIA	609	847	0	0	0	0	152
24	WARDHA	682	1214	35	0	0	0	408
25	AMRAVATI	941	387	0	3	33	0	429
26	YAVATMAL	4	202	132	14	339	0	578
27	HINGOLI	1070	1163	0	0	0	0	579
28	NANDURBAR	4	2712	0	0	0	0	620
29	NANDED	2143	83	13	0	0	0	714
30	CHANDRAPUR	1217	470	11	1	548	0	777
31	WASHIM	1081	342	0	0	0	35	1388
32	JALGAON	1197	1504	0	4	0	29	1947
33	NAGPUR	1819	2876	0	1	0	0	2339
34	AHMEDNAGAR	1725	95	0	2	1	0	4032
	Total	23165	16590	237	62	1566	364	14038

मोदी आवास घरकुल योजना

Sr. N	District Name	Target	Registered	Sanction	Remaining Sanction	1St Installment	Remaining 1St Installment
1	AHMEDNAGAR	4356	4584	4032	324	0	4032
2	WASHIM	12455	8517	2339	10116	0	2339
3	JALGAON	29531	3755	1947	27584	0	1947
4	YAVATMAL	29999	2696	1388	28611	0	1388
5	GADCHIROLI	6548	891	777	5771	0	777
6	CHANDRAPUR	10874	1959	714	10160	0	714
7	AMRAVATI	14178	2016	620	13558	0	620
8	NANDED	23598	712	579	23019	0	579
9	SATARA	1777	1227	578	1199	0	578
10	GONDIA	14429	7311	429	14000	0	429
11	LATUR	6318	441	408	5910	0	408
12	SINDHUDURG	1308	936	152	1156	0	152
13	PUNE	1521	505	75	1446	0	75
14	AKOLA	7353	2720	0	7353	0	0
15	AURANGABAD	5812	161	0	5812	0	0
16	BEED	16041	148	0	16041	0	0
17	BHANDARA	11033	0	0	11033	0	0
18	BULDHANA	17055	286	0	17055	0	0
19	DHULE	9709	0	0	9709	0	0
20	HINGOLI	3354	0	0	3354	0	0
21	JALNA	8496	4	0	8496	0	0
22	KOLHAPUR	2031	50	0	2031	0	0
23	NAGPUR	6747	2084	0	6747	0	0
24	NANDURBAR	2876	0	0	2876	0	0
25	NASHIK	6981	105	0	6981	0	0
26	OSMANABAD	2274	516	0	2274	0	0
27	PALGHAR	458	0	0	458	0	0
28	PARBHANI	13596	17	0	13596	0	0
29	RAIGAD	2456	130	0	2456	0	0
30	RATNAGIRI	6356	775	0	6356	0	0
31	SANGLI	1958	757	0	1958	0	0
32	SOLAPUR	11019	2423	0	11019	0	0
33	THANE	2538	45	0	2538	0	0
34	WARDHA	4965	132	0	4965	0	0
	Grand Total	300000	45903	14038	285962	0	14038